





HOUSING SCORE CARD






A YEAR-OVER-YEAR LOOK AT MARKET INDICATORS

LAST UPDATED 02/21/22

NATIONAL

REPORT	A YEAR AGO	CURRENT	
<i>INTEREST RATES</i> ¹	2.81%	3.92%	
<i>PENDING HOMES SALES</i> ²	126.4	117.7	
<i>BUILDER CONFIDENCE</i> ³	84	82	
<i>UNEMPLOYMENT</i> ⁴	6.4%	4.0%	

LOCAL

REPORT	A YEAR AGO	CURRENT	
<i>UNEMPLOYMENT</i> ⁵	8.2%	4.3%	
<i>HOUSING STARTS</i> ⁶	1,213	935	
<i>EXISTING-HOME SALES</i> ⁷	7,189	7,120	
<i>HOUSING INVENTORY</i> ⁸	19,955	12,574	
<i>DAYS ON MARKET</i> ⁹	40	36	

**CHICAGO AGENT MAGAZINE'S
MARKET SCORE**

